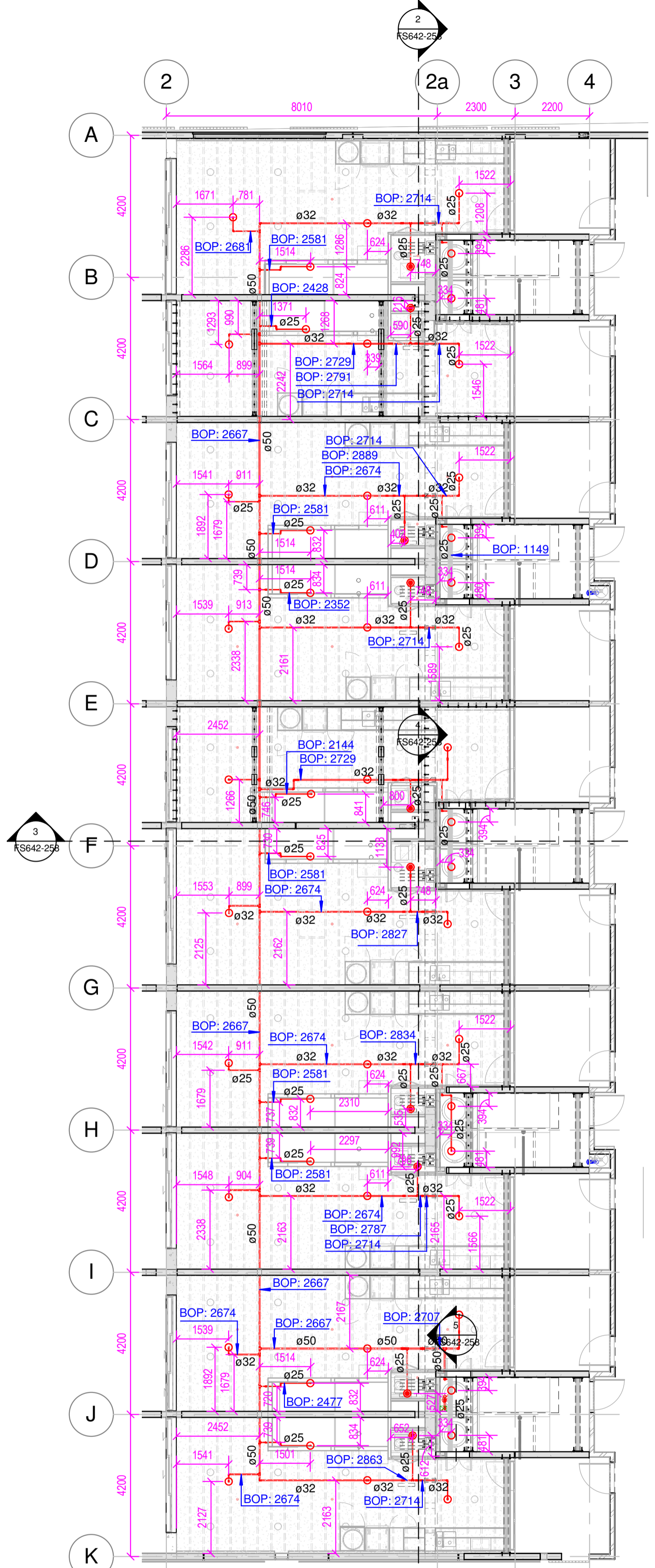
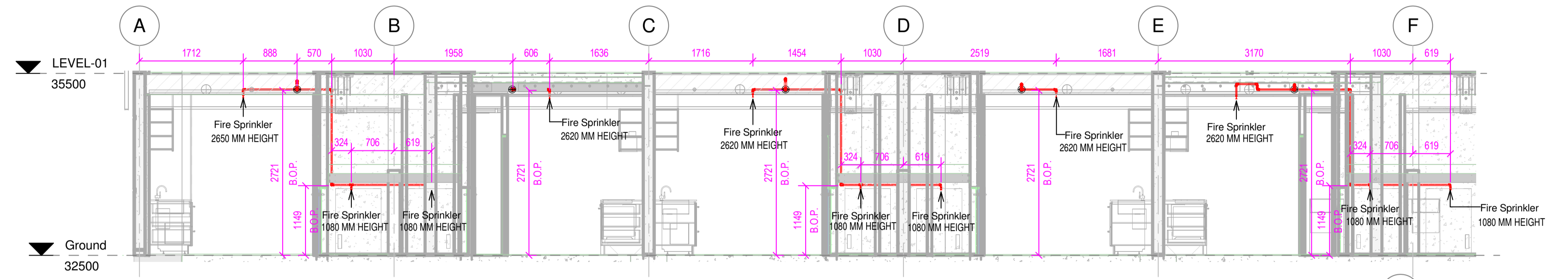


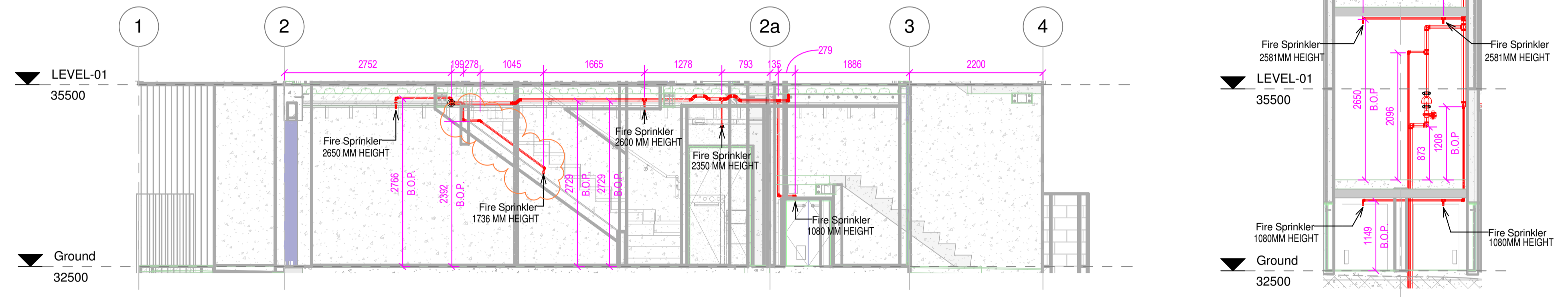
KEY PLAN



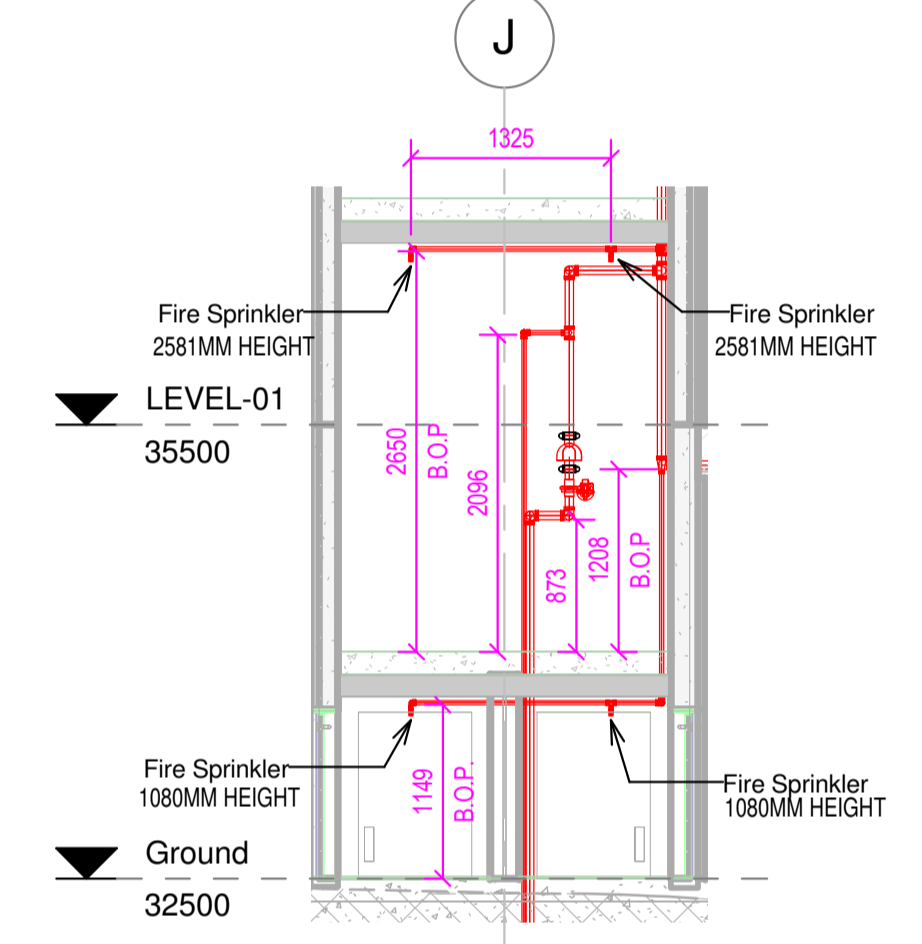
1 FIRE PROTECTION GROUND FLOOR BLOCK - A
1 : 100



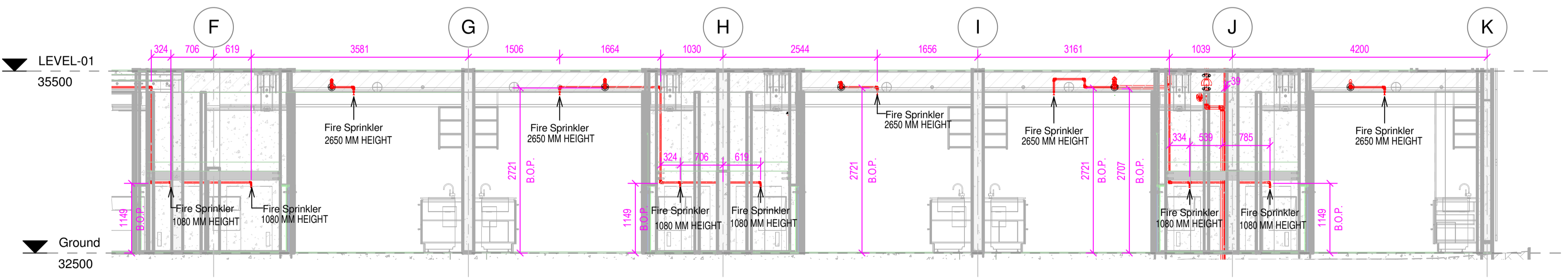
2 Section-AA 3
1 : 50



3 Section-AC1
1 : 50



5 Section 5
1 : 50



4 Section-AA 4
1 : 50

copyright
This document and the copyright in this contract remain the property of Protech Design Ltd. The contents of this document may not be reproduced in whole, or in part (including logo and title block), by any means, without the prior written consent of Protech Design Ltd. If the content of this document is used for the generation of other drawings, Protech Design Ltd must be acknowledged. The information contained in the document is as accurate as possible at the time of preparing the drawings but are not warranted to be correct. Protech Design Ltd give no warranty nor accept any liability in respect of any errors.

no.	date	issue/revision details
1	19/06/2018	For Approval
0	22/05/2018	For Approval

notes
This set of Fire Protection drawings include the sprinkler system design only. The fire alarm design, along with all associated components shall be carried out as part of a separate contract, by a separate company as discussed.

legend
 ○ 15mm K8 QR Ceiling/roof space sprinkler directly on pipe
 F.C 15mm K8 QR Fully Concealed Corrosion resistant sprinkler
 ● 15mm K8 QR Semi recessed sprinkler
 ∅ Outer Diameter Pipe

consultants	
project manager	Ebert Construction
architect	
fire engineer	WSP
structural engineer	
civil engineer	
mechanical engineer	
electrical engineer	
hydraulic engineer	
refrigeration engineer	
other	

fire protection consultant

client

project

drawing title	
FIRE PROTECTION GROUND FLOOR BLOCK-A LAYOUT & SECTION	
scale A1=As indicated	drawn by Author
drawing number FS642-258	revision 1