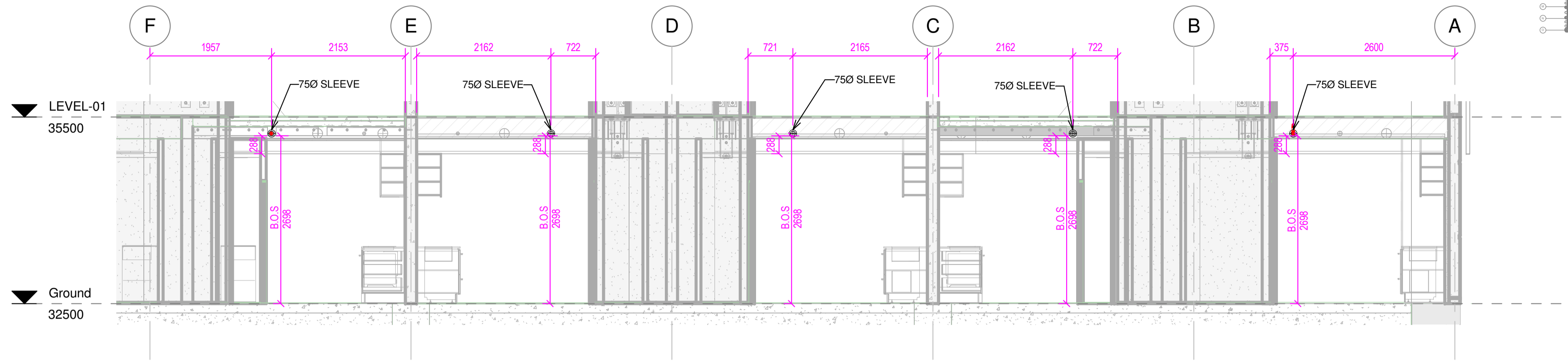
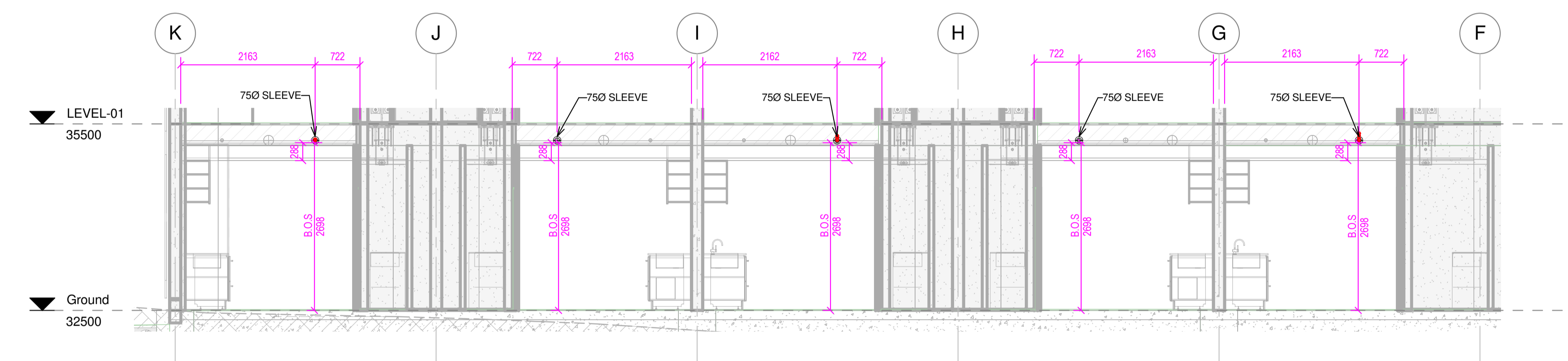


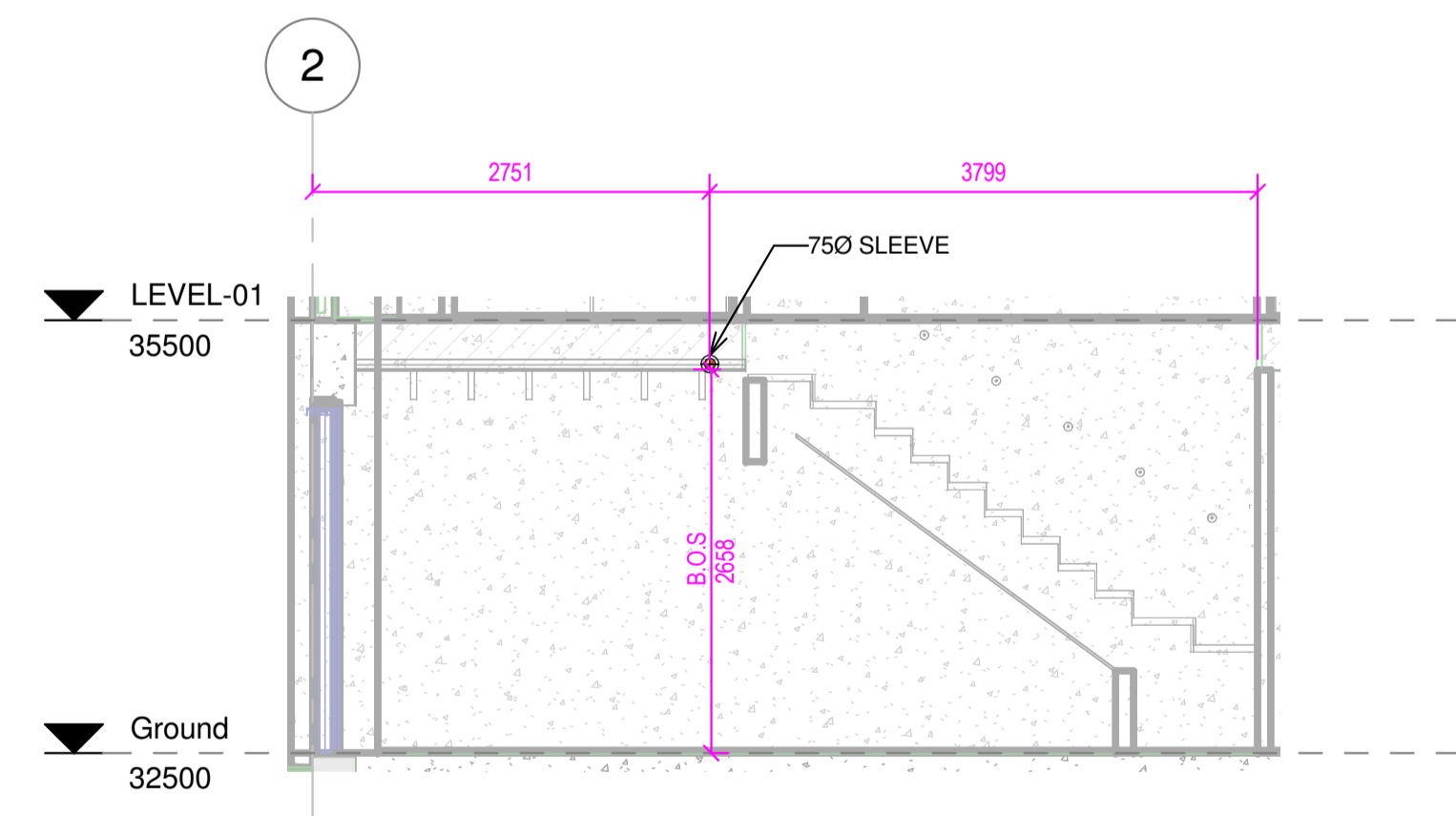
① PENETRATION LAYOUT GROUND FLOOR BLOCK -A  
1 : 100



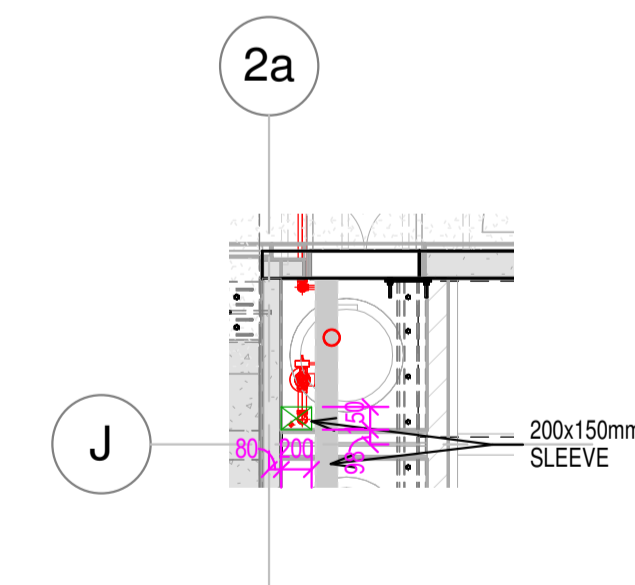
② Section 125  
1 : 50



③ Section 125-01  
1 : 50



④ Section 126  
1 : 50



⑤ FLOOR PENETRATION GROUND FLOOR BLOCK -A  
1 : 50

copyright  
This document and the copyright in this contract remain the property of Protech Design Ltd. The contents of this document may not be reproduced in whole, or in part (including logo and title block), by any means, without the prior written consent of Protech Design Ltd. If the content of this document is used for the generation of other drawings, Protech Design Ltd must be acknowledged. The information contained in the document is as accurate as possible at the time of preparing the drawings but is not warranted to be correct. Protech Design Ltd give no warranty nor accept any liability in respect of any errors.

revisions		
no.	date	For Approval issue/revision details
0	19/06/2018	

notes  
This set of Fire Protection drawings include the sprinkler system design only. The fire alarm design, along with all associated components shall be carried out as part of a separate contract, by a separate company as discussed.

legend

consultants	
project manager	Ebert Construction
architect	
fire engineer	WSP
structural engineer	
civil engineer	
mechanical engineer	
electrical engineer	
hydraulic engineer	
refrigeration engineer	
other	

fire protection consultant

client

project

drawing title	
GROUND FLOOR PENETRATION LAYOUT & SECTION BLOCK-A	
scale A1=As indicated	drawn by Author
drawing number FS642-259	revision 0