




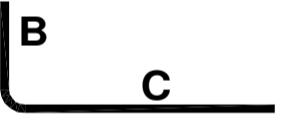



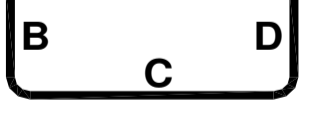


## BAR BENDING SCHEDULE

Drawing No:- 433-A003-S-SH-07-F-4051    Rev 11    Date Prepared 26-07-2014    SHEET 1 OF 14

MEMBER	BAR MARK	NO OF MBRS	NO. OF BARS IN EACH	QTY	SIZE	TOTAL LENGTH	SHAPE CODE	A mm*	B mm*	C mm*	D mm*	E mm*	F mm*	G mm*	H mm*	J mm*	K mm*	O mm*	R mm*	TOTAL Wt KG	BAR SHAPE		
B2	01	1	20	20	T 25	10075	17		1700	8375											776.55		
B2	02	1	20	20	T 25	8700	17		1700	7000											670.57		
B4	03	1	10	10	T 25	8375	0		8375												322.76		
B4	04	1	10	10	T 25	7000	0		7000												269.77		
T2	05	1	20	20	T 25	5400	17		1700	3700											416.22		
T2	06	1	20	20	T 25	6775	17		1700	5075											522.20		
T4	07	1	10	10	T 25	3700	0		3700												142.59		
T4	08	1	10	10	T 25	5075	0		5075												195.58		
B3	09	1	37	37	T 25	5900	0		5900												841.30		
B1	10	1	74	74	T 25	9300	17		1700	5900	1700										2652.23		
																			Weight	6809.77			