BAR BENDING SCHEDULE

Aircraft Maintenance Hangers Project
Jeddah

Drawing No:-	433-A001-S-SH-11-2-1901	Rev	11	Date Prepared	23.04.2014	SHEET	04	OF	12

MEMBER	BAR MARK	NO OF MBRS	NO. OF BARS	QTY	SIZE	TOTAL LENGTH	SHAPE CODE	A mm*	B mm*	C mm*	D mm*	E mm*	F mm*	G mm*	H mm*	J mm*	K mm*	O mm*	R mm *	TOTAL Wt KG	BAR SHAPE
GIRDER B1-219 / B1-219A	40	1	4	4	T 25	2735	17		600	2135										42.16	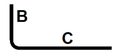
	41	1	4	4	T 25	11200	0		11200											172.65	STRAIGHT
	42	1	4	4	T 25	8400	0		8400											129.49	STRAIGHT
	43	1	4	4	T 25	3555	31		1375	305	1875				50		300	3550		54.80	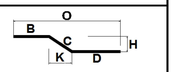
	44	1	4	4	T 25	11100	0		11100											171.11	STRAIGHT
	45	1	4	4	T 25	8320	0		8320											128.26	STRAIGHT
	46	1	4	4	T 25	2735	17		600	2135										42.16	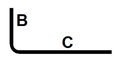
	47	1	3	3	T 25	8340	6		1375	305	6060			600	50		300	7735		96.42	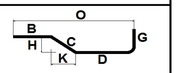
	48	1	3	3	T 25	12000	0		12000											138.74	STRAIGHT
	49	1	4	4	T 25	10880	0		10880											167.72	STRAIGHT
	50	1	3	3	T 25	8240	6		1375	305	5960			600	50		300	7635		95.27	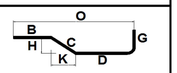
																		Weight		1238.78	

NOTES / LEGENDS

1. ALL DIMENSONS ARE IN mm UNLESS OTHERWISE NOTED.
2. ALL LEVELS ARE IN M UNLESS OTHERWISE NOTED.
3. COMPRESSIVE STRENGTH OF CONCRETE AT 28DAYS = 35 Mpa.
4. GRADE OF STEEL = A615M GRADE 420.
5. COVER FOR BEAM REINFORCEMENT = 40 mm

6. LEGEND FOR CALLOUT

5X8 T20 01 150 T1
- REMARKS
- SPACING
- BAR MARK
- BAR SIZE
- NO OF PLACES
- MULTIPLIER

7. ABBREVIATION

FB – FACE BAR
T – THICKNESS
T.O.C – TOP OF CONCRETE
SF – SIDE FACE
EF – EACH FACE
CJ – CONSTRUCTION JOINT
EXJ – EXPANSION JOINT
EL – ELEVATION

LAP LENGTHS FOR C35

	CLASS A		CLASS B	
DIA	ld	ldt	SA OR SB	SBt
T8	270	355	355	460
T10	340	440	440	575
T12	410	530	530	690
T16	545	705	705	915
T20	680	880	880	1145
T25	1060	1375	1375	1785
T32	1355	1760	1760	2285

BEAM SECTION

REFERENCE DRAWINGS

S.No.	DRAWING NUMBER	REV	TITLE
01	433-A001-S-FD-52-2-1012	05	LEVEL 2 FRAMING PLAN AREA AA12
02	433-A001-S-FD-51-F-1012	05	FOUNDATION PLAN (AREA AA12)
03	433-A001-S-FD-58-X-0021	05	CONCRETE BEAM SCHEDULE
04	433-A001-S-FD-58-X-0010	05	CONCRETE COLUMN SCHEDULE

KEY PLAN

REVISION:

REV	DESCRIPTION	PREPARED	CHECKED	DATE
10	ISSUED FOR APPROVAL	JT	NP	16.04.2014

DRAWING BY	DESIGNED BY	CHECKED BY	APPROVED BY	DATE

	ARCH	CIVL	STRC	PAVM	ELEC	MECH	ELTN	DATE
APPROVED AS SUBMITTED								
APPROVED WITH IND.CHANGES								
DISAPPROVED, RESUBMIT								

PROJECT NAME:
AIRCRAFT MAINTENANCE HANGARS

CLIENT:

ENGINEER:

CONTRACTOR:

PHASE & DISCIPLINE:
SHOP DRAWING
STRUCTURAL

DRAWING TITLE:
LEVEL-2 BEAM
REINFORCEMENT DETAILS - AREA AA12
SHEET 1 OF 8

PROJECT NUMBER	DRAWING NUMBER	REV.
SIZE A0 / SCALE	S-SH-11-2-1901	11